



ATTACHING BOOM TO MAST

Slip the gooseneck on the boom (slot side up) into the slot on the mast and rest the other end in the paddle boom crutch (pictures 3 or 4).



PICTURE 3



PICTURE 4

(Note that this picture show a typical Boom Vang setup.)


MAINSHEET

Take the free end of the mainsheet and thread it through the blocks on the port, then the starboard side on the stern of the boat, and up through the block on the end of the boom, through the block on the center of the boom, and finally, on the Day Sailer only, down through the cam action mainsheet cleat which is mounted on the centerboard trunk. Tie a figure 8 knot in the end of the mainsheet so that you won't lose it (picture 5 or 6).



TO ATTACH RUDDER

On the stern of the boat are two grudgeons into which are inserted the pintles on the rudder. Be sure to place the tiller over the mainsheet.



PICTURE 6